



United Nations Entity for Gender Equality  
and the Empowerment of Women



# UN Women Partnership with African Member States

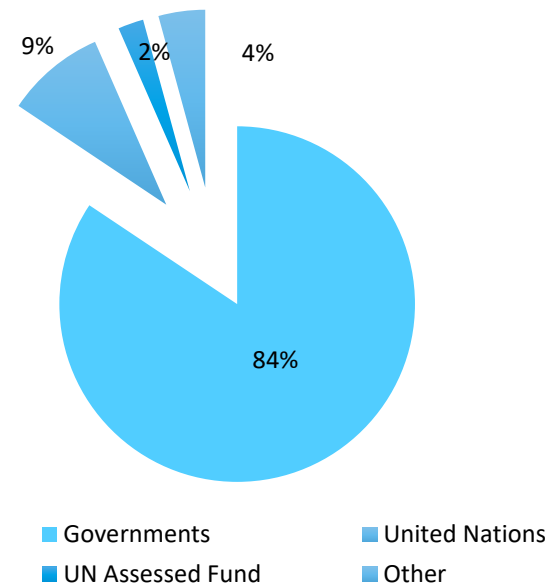


August 2017

- African Member States contribution to UN Women budget in 2016
- Acknowledgement of Key Partners from the Region

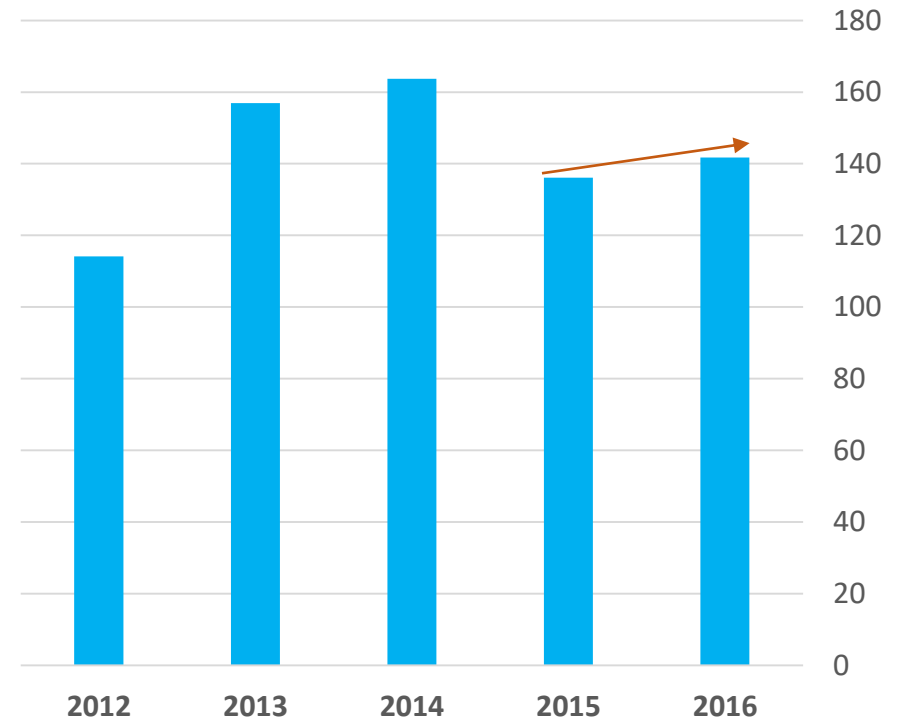
- ❑ **2016 Revenue: US\$ 327.3 Million:**
- ❑ Regular Resources 142 M
- ❑ Other Resources 178 M
- ❑ Assessed Resources 7.6 M
- ❑ 108 member states provide 84% of resources, including 82 non OECD-DAC countries providing 5% of total contributions from member states.
- ❑ **0.7% from Africa Member States**
- ❑ **26% Annual Growth rate of contributions from Africa Member States.**

**Sources of Total Income in 2016: US\$ 327.3 Million**

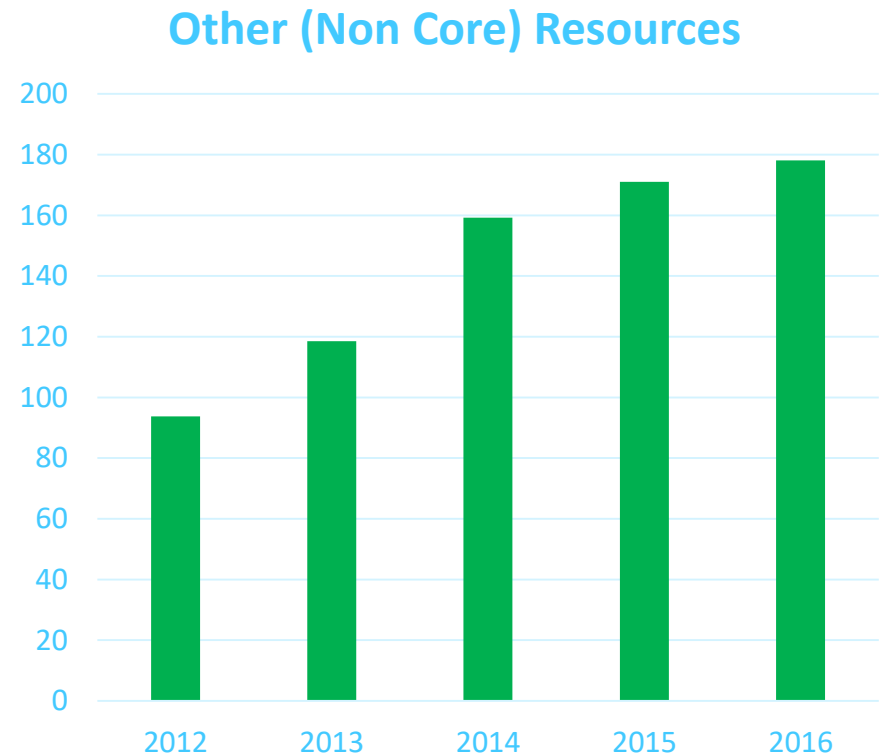


- Regular Resources 142 M
- **0.6% from Africa Member States**
- **5% Annual Growth rate of contributions from Africa Member States.**

Regular (Core) Resources - in USD Millions



- Other (Non-core) Resources **178 M**
- UN Women has had a fast paced growth in non-core resources.
- **60% Annual Growth rate** of contributions from Africa Member States in 2012-2016









## Partners that increased their contribution 2015-2016



-  Malawi
-  Sierra Leone
-  Cameroon
-  Côte d'Ivoire
-  Gambia
-  Kenya
-  Mali
-  Mozambique
-  Nigeria
-  South Africa

## 100% retention rate



-  Benin
-  Mozambique
-  Namibia
-  Nigeria
-  Senegal
-  Seychelles

## Top five donors in 2016



-  Cameroon
-  Senegal
-  Malawi
-  Nigeria
-  Mali

**THANK YOU**